



NOTE: Wrapify converts the design for all vehicle types

Use color mode: CMYK

ENSURE COLOR VALUES ARE CORRECT

Outline all fonts and embed all images before submission

Accepted file types: .EPS, .AI

DO keep all text and images inside the **safe zone**

DO extend the background to the **bleed edge**

Upload all files at 300 DPI to prevent pixelation

L - Driver Side

DRIVER SIDE PANEL: Best served for main messaging and branding.

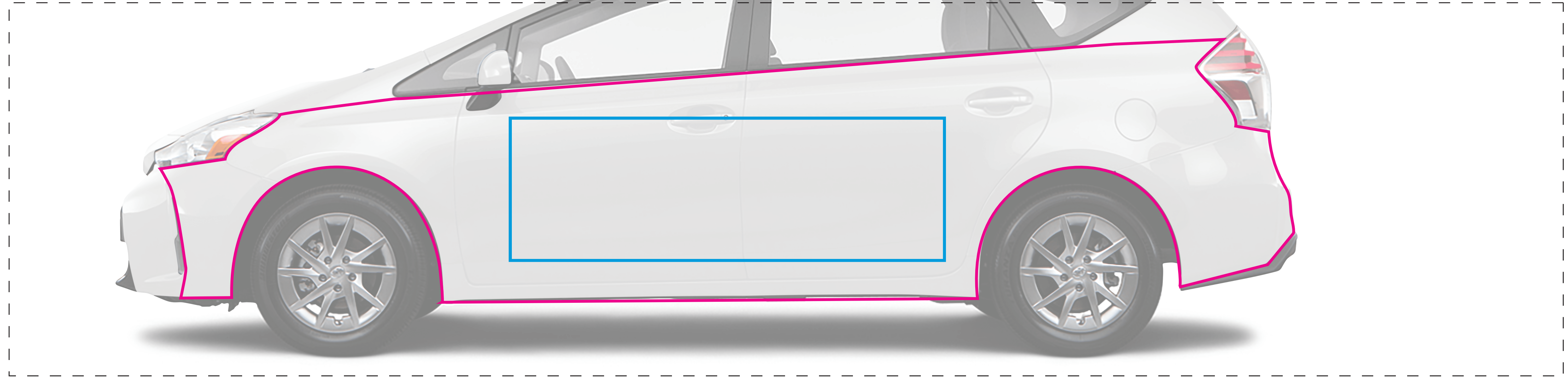
DRIVER SIDE DIMENSIONS

Safe Area = 64w"x21h"

Live Area = Dependent on vehicle type

Bleed Area = 229w"x55h"

NOTE: Template is 1:10 scale



SAFE AREA / CRITICAL ELEMENTS: Keep critical elements inside this box. Any elements outside the safe area run the risk of distortion or cut off.

LIVE PRINT PANEL AREA: Vinyl will cover this area. Varies per vehicle type.

PRINT BLEED AREA: Extend design elements to bleed box.

L - Passenger Side

PASSENGER SIDE PANEL: Best served for main messaging and branding.

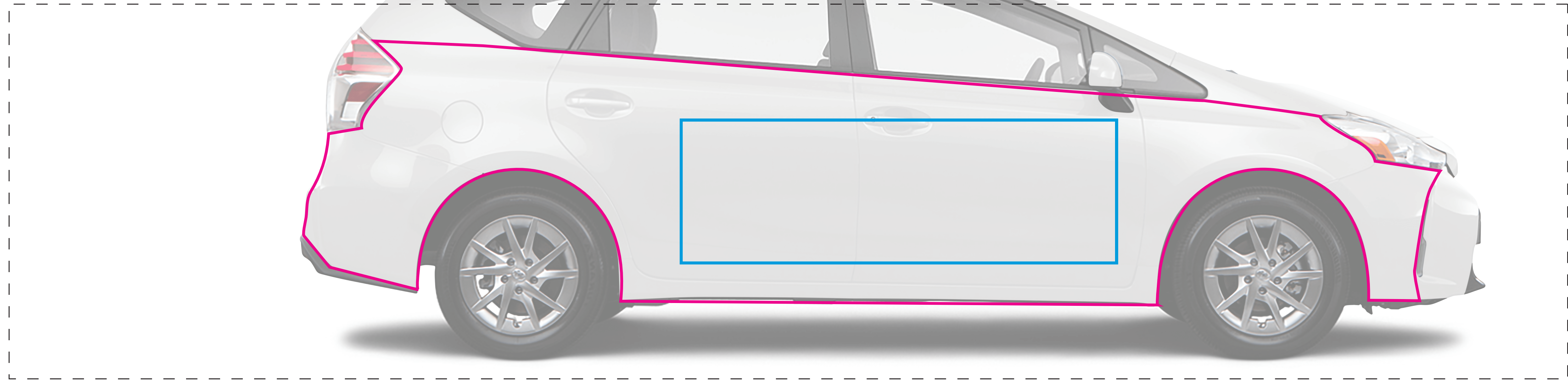
PASSENGER SIDE DIMENSIONS

Safe Area = 64w"x21h"

Live Area = Dependent on vehicle type

Bleed Area = 229w"x55h"

NOTE: Template is 1:10 scale



SAFE AREA / CRITICAL ELEMENTS: Keep critical elements inside this box. Any elements outside the safe area run the risk of distortion or cut off.

LIVE PRINT PANEL AREA: Vinyl will cover this area. Varies per vehicle type.

PRINT BLEED AREA: Extend design elements to bleed box.

L - Top

RW: Best served to reinforce branding. Rear windows do not lend well to small body copy due to holes within the material.

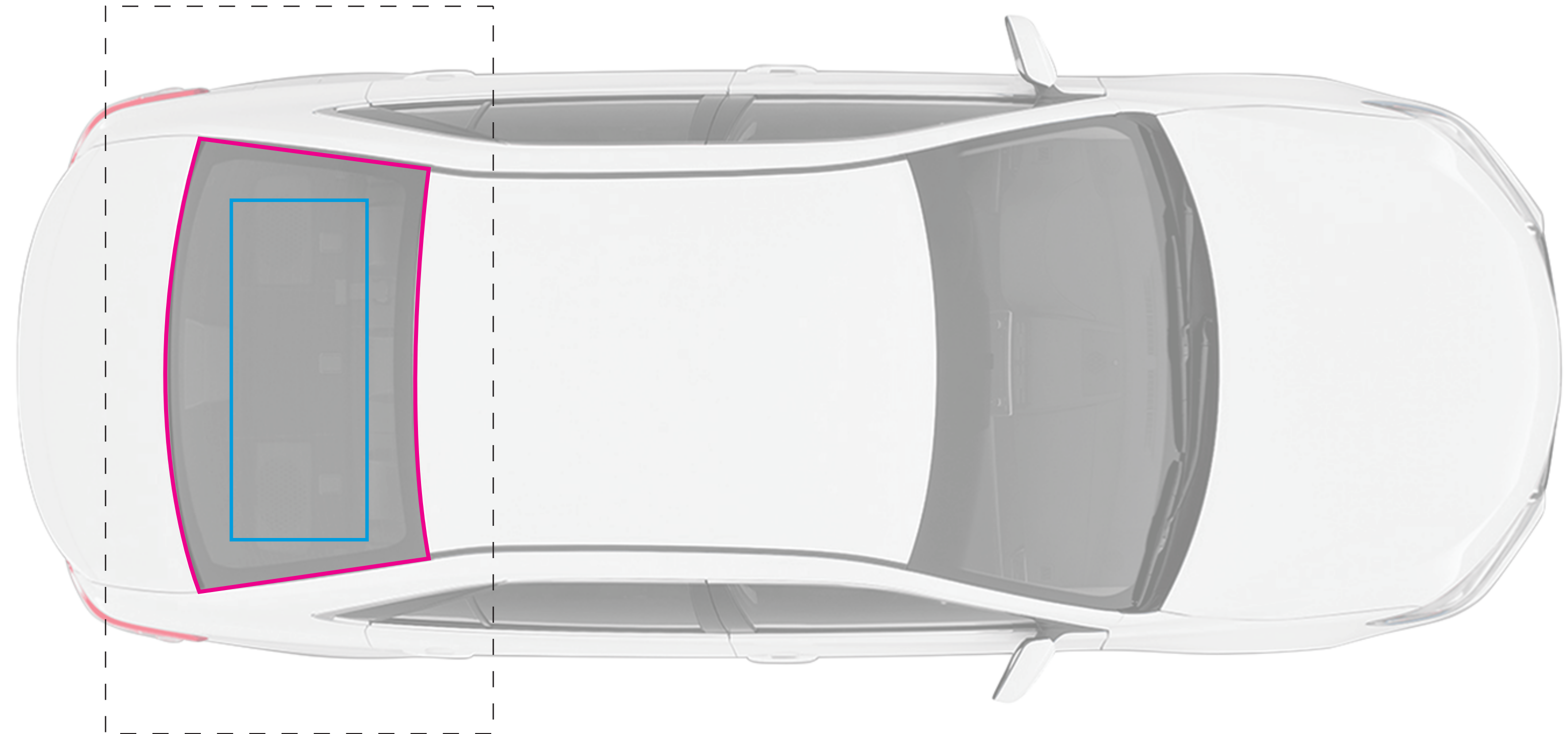
RW DIMENSIONS (Optional Add-On)

Safe Area = 14w"x35h"

Live Area = Dependent on vehicle type

Bleed Area = 40w"x75h"

NOTE: Template is 1:10 scale



SAFE AREA / CRITICAL ELEMENTS: Keep critical elements inside this box. Any elements outside the safe area run the risk of distortion or cut off.

LIVE PRINT PANEL AREA: Vinyl will cover this area. Varies per vehicle type.

PRINT BLEED AREA: Extend design elements to bleed box.